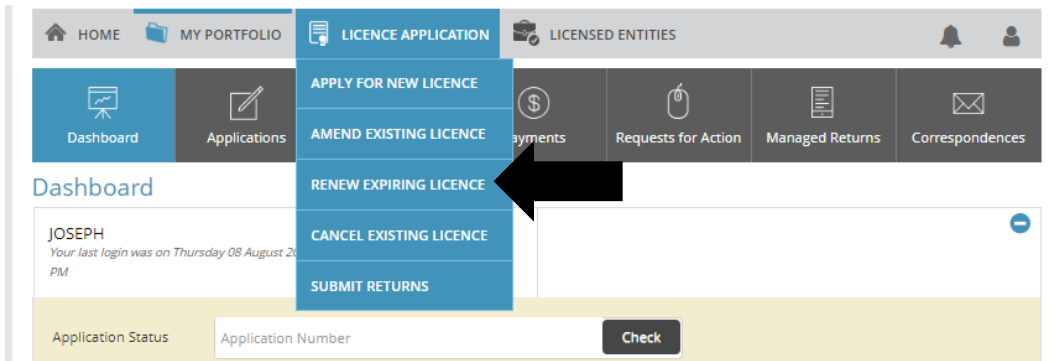


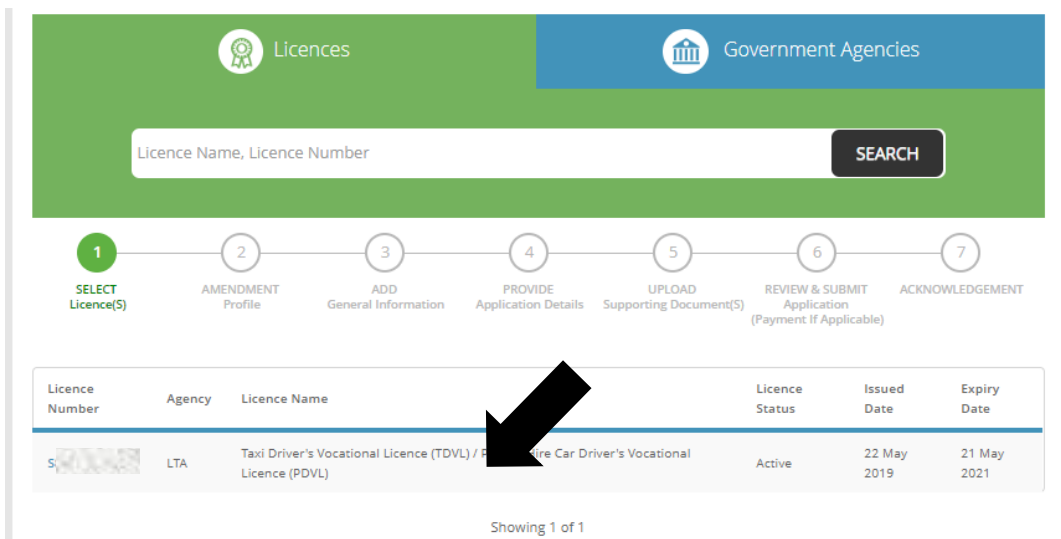
How to renew your vocational licence online

Step 1: Visit GoBusiness Licensing Portal (<https://licence1.business.gov.sg/web/frontier/home>) and login with your SingPass or LicenceOne ID.

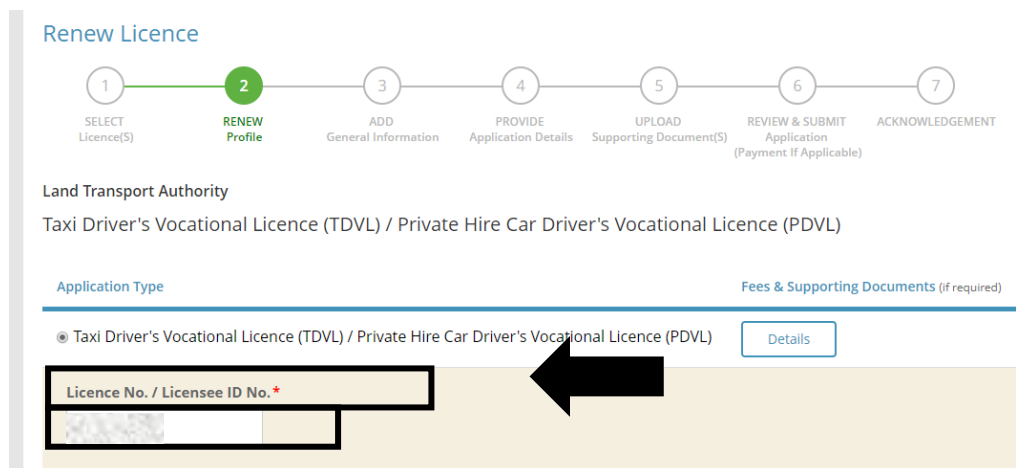
Step 2: Click "Licence Application", and then "Renew Expiring Licence".



Step 3: Click on your vocational licence. If you hold more than one type of vocational licence, you can select any one of your licences



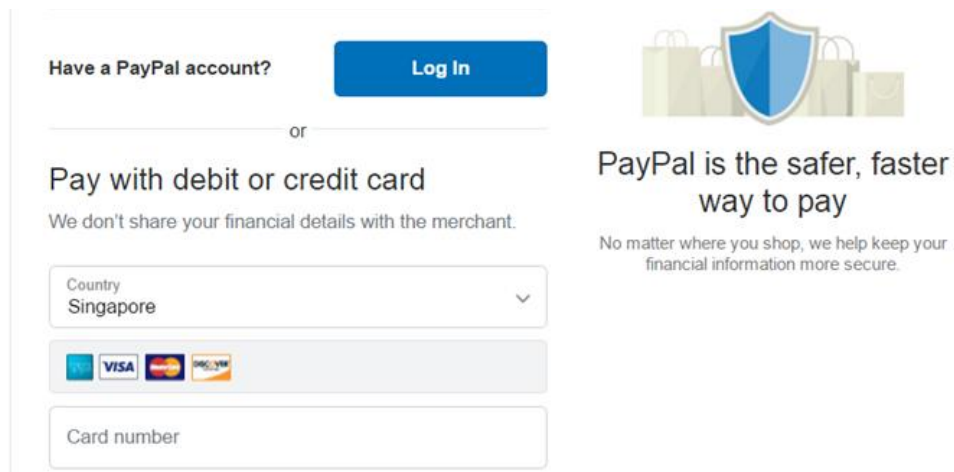
Step 4: Key in your Vocational Licence No. or Licensee ID and click "Next"



Step 5: Follow the instructions on the screen to upload the supporting documents and click "submit".

Accepted file formats: pdf, jpg, gif, png, bmp
Maximum file size: 2 MB

Step 6: Make payment online



Have a PayPal account? [Log In](#)

or

Pay with debit or credit card
We don't share your financial details with the merchant.

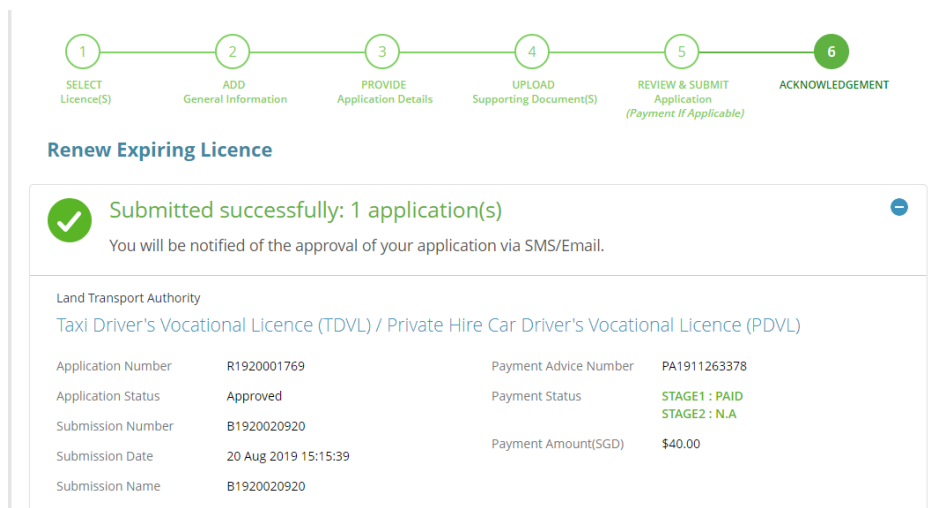
Country
Singapore

VISA Mastercard AMEX

Card number



PayPal is the safer, faster way to pay
No matter where you shop, we help keep your financial information more secure.

Step 7: You will see a notification that you have successfully submitted the application and payment has been made



1 SELECT Licence(S) 2 ADD General Information 3 PROVIDE Application Details 4 UPLOAD Supporting Document(S) 5 REVIEW & SUBMIT Application (Payment If Applicable) 6 ACKNOWLEDGEMENT

Renew Expiring Licence

 Submitted successfully: 1 application(s) 

You will be notified of the approval of your application via SMS/Email.

Land Transport Authority
Taxi Driver's Vocational Licence (TDVL) / Private Hire Car Driver's Vocational Licence (PDVL)

Application Number	R1920001769	Payment Advice Number	PA1911263378
Application Status	Approved	Payment Status	STAGE1 : PAID STAGE2 : N.A
Submission Number	B1920020920	Payment Amount(SGD)	\$40.00
Submission Date	20 Aug 2019 15:15:39		
Submission Name	B1920020920		